

Profi Feeder

... for fish which feed themselves

The Profi Feeder works by the pendulum principle. Feed pellets are released and fall into the water after the pendulum is moved. The fish quickly learn that by knocking against the pendulum they can free the pellets.

The amount of feed can be mechanically controlled directly in accordance with the amount consumed by pressing on the outlet pipe. The fish have access to a continuous food supply and eat when they are hungry, resulting in excellent growth.

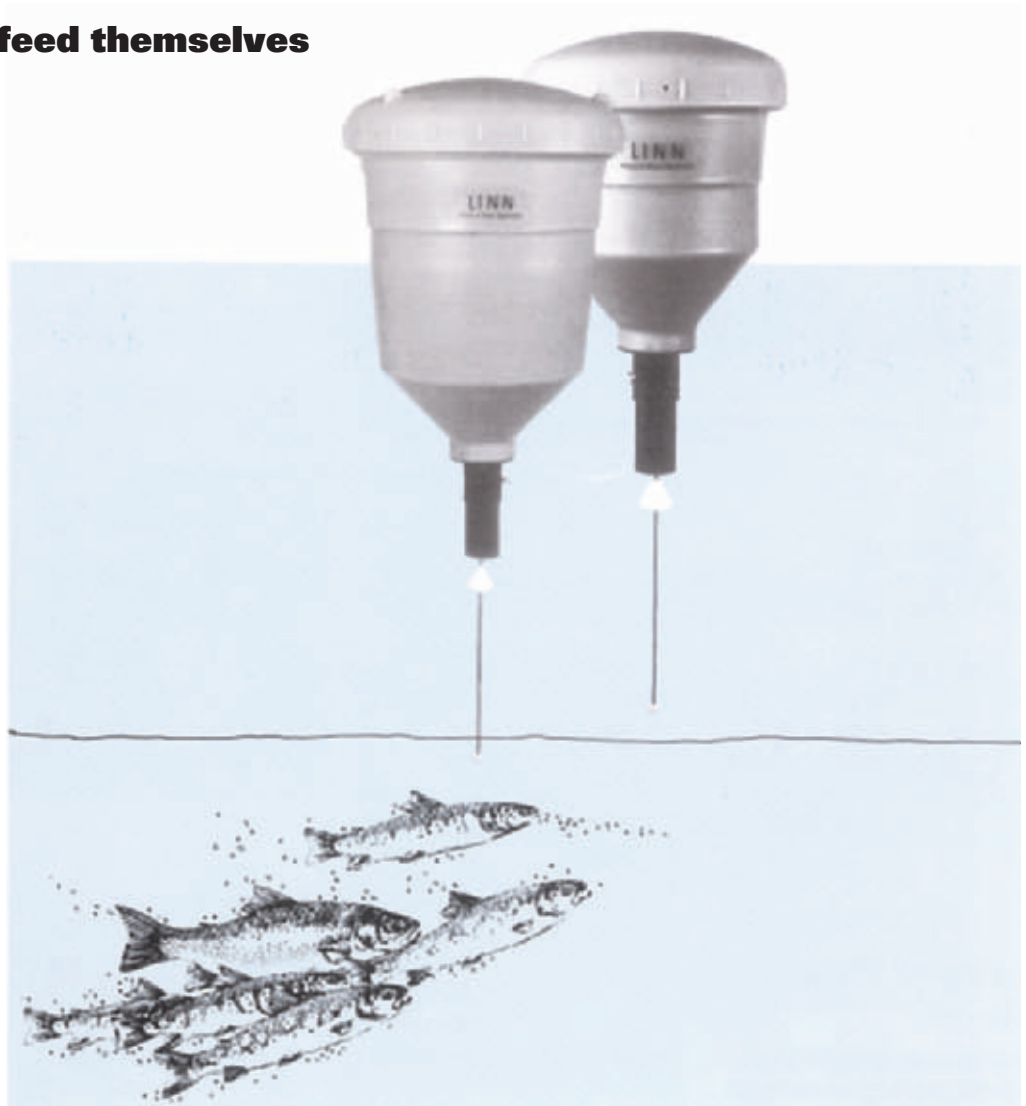


The outlet pipe can be adjusted and the feed regulated directly.

Profi Feeder can save considerable time and effort. Your stock can also be taken good care of in this way for several days during your absence – giving peace of mind.

The feed level can be viewed through the environmentally friendly Polyethylene container.


Its smooth sides prevent the build up of condensation and feed leading to mould formation. This keeps the feed flowing free without sticking together.



The Profi Feeder is available in 4 sizes: 10, 20, 40 and 60 kg capacity.

It can be fastened in a number of ways either to a landing stage or on to a swivel arm. For both of the small containers we can supply a practical retaining basket.

Try this economical and efficient method of feeding your fish!



Advantages:

- ease of use and operation
- healthy food uptake
- improved fish growth by continuous feeding
- time and effort saved
- low maintenance
- available in 4 sizes
- reasonably priced and efficient

Technical

Profi-Feeder	Feeder with lid without pendulum	Diameter
10 kg	50 cm	max. 32 cm
20 kg	50 cm	max. 38 cm
40 kg	70 cm	max. 48 cm
60 kg	85 cm	max. 58 cm

Profi electronic feeder

Reliable and automatic feeding of your chosen quantity of feed – with the electronic feeder!

The very best for fish breeders and pond owners, and for use with ornamental fish too.

Profi feeder is a sophisticated electronically controlled feeder for the pond owner who would like to have greater influence over the amount of food available to his fish.

With Linn Gerätebau's electronic feeder, the fish breeder or amateur pond owner can automatically adjust feed times and quantities in comfort, to suit his own requirements.

The electronic feeder is also suitable for problem free use, in hatcheries.

The dosing equipment works by means of a shortened pendulum. The pendulum does not hang in the water as with the demand feeders. A small motor encased in a plastic housing is positioned on the pendulum inside the container.

At feed times, the motor is started electronically and releases the feed. The amount of feed is regulated by means of a pin attached to the underside of the pendulum.

The electronic control is situated inside a robust waterproof housing beneath the cover of the feed container. This control unit houses a programmable micro controller, a light sensor and two energy saving batteries. Each battery guarantees (according to the feed regime) 2 to 5 months use. If the battery requires changing, this is indicated by the apparatus. Further energy saving measures are unnecessary for the rest of the system (inc. motor). There are no cable connections outside the feed container.

The control buttons and light diodes are situated on the outside of the housing for ease of use and installation. The feeder feeds 6 times a day. These feeds are spread evenly throughout the day. The light sensor ascertains the amount of daylight of the day before and carries out distribution accordingly.

Each feed consists of several timed intervals (ie. 30 seconds long). The number of intervals and thus the desired amount of feed, can be set up electronically. Each feed interval is followed by a pause (20 seconds), during which time the fish can take the feed dose. Food sinking to the bottom of the pond is thus avoided.

With **Profi electronic feeder**, Linn Gerätebau offers a sophisticated but economical feeding option. Even fry can be fed by this feeder. The feeder can be adjusted for different pellet size, as in the standard feeder, from outside the container. Using the feeder, the fish can be fed according to the available oxygen in a natural way.



Advantages:

- easily installed
- reasonably priced
- optimum use of food
- automatic even distribution of feeds
- automatic adjustment of feeds according to daylight hours
- electronics not visible from outside
- minimal energy requirements due to advanced technology
- maintenance free



electronic control

Technical

Profi-Feeder Electronic	Feeder with lid without pendulum	Diameter
10 kg	50 cm	max. 32 cm
20 kg	50 cm	max. 38 cm
40 kg	70 cm	max. 48 cm
60 kg	85 cm	max. 58 cm

Profi Automatic Feeder

Until now, feeding fry has been difficult. Pendulum and vibratory feeders are not very suitable, due to the small particle size of fry feeds.

Alternatively, clockwork feeders offer an apparent solution. However, in the presence of humidity, the feed sticks to the large surface area of the belt, and fungus grows. Consequently, a lot of labour is required to keep it running. In addition, the clockwork mechanism has to be wound up daily.

LINN Gerätebau has solved these problems with the **PROFI Automatic** feeder.

The special mechanism of the feeder ensures that the food is delivered to the fish, intact, without dusting, and in the required quantities. The ration is dispensed by *portioning fingers*, that are operated by a 230v geared motor. The portion of feed depends on the feed particle size. For example, 50 g for 0.5 mm feed.

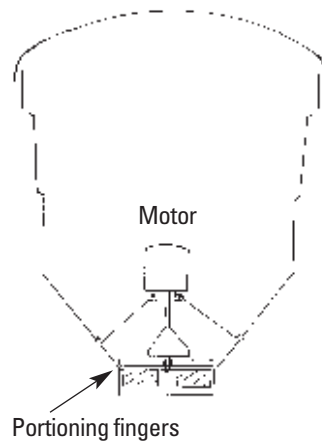
The feed quantity is identical with every feed! It is possible to feed controllably and reliably with this innovation! The food slides easily and there are no spaces in which moisture can form.

The adjustment of the feeding rate is easy with the integral timer, from intervals of one minute and longer. So, once the feeder has been adjusted, it is possible to continue feeding automatically for several days without any problems. Changing the feeding intervals is also quick and easy.

There are 2 different models available, according to the feed quantity and particle size:

Model 1 for fry feed and smaller amounts of feed – Model 2 for larger feed amounts.

Further details in the table.



This new feeding mechanism has been combined with 4 sizes of PE food hopper (10, 20, 40 and 60 kg capacity). Each

feeder comes complete with lid, motor and portioning mechanism, 10 m of cable, and plug with digital timer.

Feeding Rate Capacities

Feed particle size mm	Profi Automatic Model 1 g/minute	Profi Automatic Model 2 g/minute
0.3 + 0.5	50	–
1.0 + 1.2	60	–
1.3	90	800
1.5	100	1000
2.0	95	910
3.0	75	630
4.5	–	660

Profi Automatic Feeder with blower

This feeder operates like the Profi Automatic Feeder, but is also fitted with a blower. This guarantees that the feed is thrown out onto the surface of the raceway or pond. This distributes the feed more widely to the fish, and ensures more even growth.

The automatic timer is programmed simply and easily, to set the feed times and duration, as with the Profi Automatic Feeder. This feeder is suitable for fry feed from 0,3mm up to 3mm pellets.



Advantages

- suitable for fry feed
- exact portion size and feed intervals
- easy adjustment
- Convenient hopper sizes (10/20/40 or 60 kg)
- no feed caking (internal mechanism)
- reliable feeding over several days, no wind-up clockwork mechanisms or similar!